


GOLD COAST RADIO CONTROLLERS CLUB

AMA Club # 1016

IMAA #12

WWW.GOLDCOASTRC.COM



November 2006

President

Ray Murtha

rmurtha@bellsouth.net

954-675-0517

Vice President

Skip Wright

Skip@goldcoastrc.com

Exec. Vice President

Jay Eichler

jeheic857@aol.com

561-391-7833

Past President

Howie Kelem

Hkbigwheel@aol.com

561-638-8440

Secretary/Webmaster

Walt Dreyfus

wdreyfus@bellsouth.net

561-482-0871

Treasurer

Woody Rackoff

woody@goldcoastrc.com

Directors

Emmanuel Parial

manny@goldcoastrc.com

Alex Moreno

alex@goldcoastrc.com

Newsletter Editor

Steve Westervelt

flhr@aol.com

954-275-4057

Safety Coordinator

Hy Frishman

hy@goldcoastrc.com

Presidents Message



. "To build or not to build, that is the question", that is not quite what Shakespeare had in mind, but it is on our minds every time we start thinking about a new airplane.

Up north, flyers are starting to prepare for "the building season" as winter approaches. Then in the spring, the flowers start to bloom again and the club fields are full of brand new planes as "the flying season" begins once more. Here in South Florida, both seasons run all year long, but old Bill's question is still relevant.

There are lots of reasons to build your next plane as opposed to assembling another ARF, but the one that is most important to me is that it is a great stress reliever. Even if it's only for an hour, the stress of the day melts away while I'm standing at my workbench.

"But I don't have the tools to build an airplane from a kit". If you have put and ARF together and had to make minor repairs after a rough day at the field, then you should have all the tools necessary. The only "non-standard" tool I can think of might be an iron (\$19.95 @ your local hobby store) for the covering material.

"But I don't have room to build". Your "workbench" can be as simple as a 2x4 ceiling tile and some t pins set on top of a folding table. I built a 1/3 scale Extra in a 1 bedroom apt. Your project doesn't have to be that ambitious; Tower Hobbies lists about 2 dozen 40 sized kits ranging in price from 44.95 to 114.95.

"But I've never built a kit plane before". Well now is good time to add that to your resume'. It's not as hard as you might think. The new generation of kits take advantage of laser cutting and CNC technology and virtually snap together without glue. Of course the use of glue is highly recommended by the kit manufacturer.
<Insert sarcasm here>

Think about it when you start dreaming of your next plane.

See You at the Field,
Ray

PALM BEACH RADIO CONTROL ASSOCIATION

Our new name... and we need a new logo! So the contest begins.

Design our new logo and win your next years dues. Send all entries to wdreyfus@bellsouth.net or bring them to the club meeting. Let's see just how many great ideas can come from over 400 members! Now that we have merged, plus new members signed up, we are over 400 strong. The only "contest rules" are to design with four colors. This way our new club shirts can be printed at the right price! Contest deadline will be discussed at the next club meeting...So be there!!

GOLD COAST RADIO CONTROLLERS GENERAL MEETING October 6, 2006



The meeting was called to order at 7:30 PM by our President Ray Murtha.

New members and guests were introduced.
The September minutes were approved as read.
The treasures report was read.

OLD BUSINESS

- The two clubs have merged giving us a total membership of 392. the combined club will be known as the Palm Beach Radio Control Association.
- Ray talked about the new fields' progress.
- Chris talked about the Combat Event Saturday December 9, 2006
- Alex talked about the Warbird Event that will be the 1st weekend in March 2007.
- Remember the gates must be locked.
- Members can bring items to sell after the meeting.

NEW BUSINESS

- Ray asked the members for someone to take out the trash
A free years Membership goes with this job.
- Allen talked about the upcoming Red Bull Air Races on TV.
- Ray asked for any other new business, short meeting.

We had Show and Tell.
Raffle was held.

MEETING ADJOURNED 8:20 P.M.

RESPECTFULLY SUBMITTED;
WALT DREYFUS
SECRETARY

WELCOME NEW MEMBERS

MARK FREEDMAN
PABLO SOLSONA
ANTONIO DEL GRANDE
WILLIAM RUDOLPH
WILLIAM RUDOLPH JR.
RYAN RUDOLPH

SAVE THE DATE

November 3 7:30 PM
GENERAL MEETING
Community Center

November 15 7:00PM
BOARD MEETING
Coconut Grove Water Park @ South
County Park

November 18 and 19
Corvin Miller US Scale Masters Qualifier,
Sarasota, FL.

November 19
Turkey Fly and BBQ

December 9
Battle for Boca combat contest
Registration begins @ 8:30 AM

Go to the web and click on calendar link
For more dates and info

Editor's corner

Let me begin... First up: Club merger. Now that we are one "much bigger club" there has been talk of an "other than a meeting get together" for all of us to get to know each other. It was voted that this year there would be no Holiday dinner due to needing all funds to be saved for the move to the new field. The field move is still on but we just do not know how soon. Input from all members is requested as to when and where we would go to dine. Please e mail or write me with your ideas. Come share these ideas at the next club meeting so we can enjoy a nice event with our spouses. It can be at the end of this year, near new years or next year, to start the New Year together. Let's make this happen. Thank you. Come to the next meeting to discuss!

This month the newsletter has a lot of important info... please be sure to send in your renewal form that is on the 4th page. I know...wrong club name! Well right now we have not completed the transfer of all docs and have no way to bank checks except as Gold Coast. So renew as the form is printed and you are in!

I received an editorial from one of our members and it is on the 5th page. Be sure to read it, his message is clear and as a result he has taken the job for us. What job? The one we asked for over three months now. You will understand when you read it.

You too can be heard... all you have to do is send it to me. I'll get it in the "news" as soon as possible. *SBW*

MEETING PICTURES OCTOBER 6TH, 2006


FIELD PHOTOS 10-8-06 **CREDITS TO ME!**



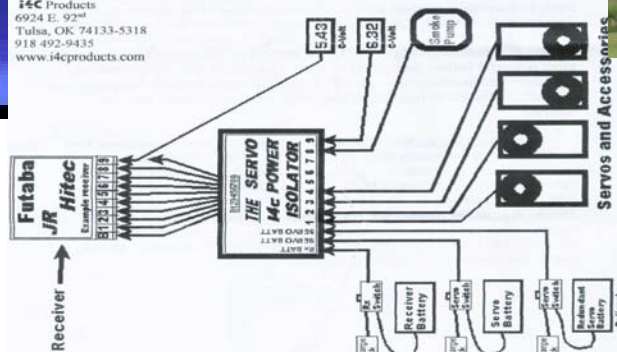
AND NOW... THIS MONTH'S SKIP'S TIPS: SERVO ISOLATOR

What is a servo isolator? This is a device that goes between the receiver and the servos. As airplanes get bigger, servos get bigger and stronger and more are used. Stronger faster servos, especially digital servos, draw high amps. Servo leads also get longer so servos can get closer to the control surfaces. A longer servo lead creates greater voltage-line loss and is more likely to transmit electronic noise back to the receiver. One stalled servo can draw 1 amp or (1000mah). Two hard working servos can cause a 1 amp draw on the battery. Add up how many servos you have and soon the 2700 mah pack has not enough power left to handle it all. Sounds like an accident waiting to happen, doesn't it? One solution is to add a more powerful battery pack. That solves part of the problem, but doesn't do anything to prevent electronic noise that travels through the long servo wires directly into the receiver. The best solution is to isolate the receiver from the servo power lines, by using a separate battery pack for the servos. This provides more protection from electronic noise than any other device, short of putting an "optical coupler" on each servo lead. Now use the five to seven hundred mah pack that came with your system to power your receiver. As most receivers draw less than 25 ma. put the big power pack on the servos. A six volt pack will give the servos an average of 20% increase in speed and torque. Use which ever capacity ah battery pack you want. I prefer the 4000 mah packs for servo power. The chart below can be enlarged on your computer just click on it and pull the corners.

SKIPS TIPS ARE NOW SPONSORED BY:



1. Servos, accessories and switch battery leads are to be plugged into The Isolator (positions marked on decal)
 2. Leads from The Isolator are to be plugged into your receiver (positions marked on decal)
 3. Use a separate switch/charge jack for each battery pack.
 4. Cushion mount The Isolator the same as your receiver.
 5. Recommend using a 500 to 700 mAh 4.8 volt pack for the receiver, however larger 4.8 volt or 6 volt can be used. Note: A Futaba PCM receiver draws only 25 mAh which means a 500 mAh battery at 25 mA draw = 20 hours operation time.
 6. Use larger 4.8 or 6.0 volt pack to power servos. (6.0 volt will give you approximately 20% more torque/speed)
 7. For all servo or battery pack "extension" leads, it is recommended to us 22 gauge wire.
 8. Range check your installation before flying.
- i4c Products**
6924 E. 92nd
Tulsa, OK 74133-5318
918 492-9435
www.i4cproducts.com



UNTIL NEXT MONTH





**Membership Application
&
Renewal Form
Gold Coast Radio Controllers, Inc.
(GCRC)**

I apply for membership and/or renewal in the Gold Coast Radio Controllers, Inc. I understand that I must first be a member of the Academy of Model Aeronautics (AMA) or that I must apply for membership prior to submitting this application. The AMA contact information is as follows:

AMA (Academy of Model Aeronautics), 5151 E. Memorial Dr., Muncie, IN 47302, Phone 1-800-435-9262

Dues Information:
Dues and initiation fees as described below are attached to this application.

Initiation fee per family (one time)	\$100.00
Yearly dues per person	\$50.00
Dues if joining after June 30	\$25.00
Yearly dues if under age 18	\$25.00
Maximum yearly dues per family(After initiation)	\$75.00
Key deposit	\$12.00

- Membership procedure:**
1. You must attend at least 1 general club meeting prior to submitting this application.
 2. After submitting your application, you must fly as a guest at our field for a minimum period of 1 month. If you are a novice, you may request free instruction from one of our instructors.
 3. You must demonstrate safe and competent pilot proficiency to a member of the board of directors and follow all field rules for procedures, safety, and courtesy.
 4. Your membership will be voted on by the board of directors.
 5. You must attend a general meeting to be inducted as a regular member.
 6. You will receive a key to our flying site after being inducted as a regular member.

I agree to abide by all GCRC Flying Site Rules, GCRC Club Bylaws, GCRC Code of Conduct and other county Restrictions as posted at the flying field.

New Membership Renewal

IMPORTANT!! Failure to renew membership by March 15 will result in loss of membership. Payment of initiation and annual dues will be required.

PLEASE PRINT THE REQUIRED INFORMATION BELOW:

First Name	Initial	Last Name	AMA License Number
Street Address			IMAA Number
City	State	Zip	Spouse's first name
Telephone Number with Area Code			Cell Phone
Email Address			KEY NUMBER

Signed: _____

Date: _____

Membership benefits: Monthly newsletter, monthly meetings, use of club maintained grass runway, pit area, frequency control system, flight instruction by club members, participation in club contests, fly-ins, picnics, shows, and raffles.

Return to GCRC Secretary

Walt Dreyfus
21512 Woodchuck Lane.
Boca Raton, FL 33428
(954)481-5327 CELL
www.goldcoast.rcclubs.com

Note: A current "AMA" card must be shown to a GCRC club officer or a photocopy of the card must be supplied with this application before a GCRC card will be issued.

Editorial by: J. Esquenazi.

We are blessed with a beautiful park and one of the best RC clubs around. Some of the members call it GOD'S paradise and for some of us, it is our second home. How many times does your wife have to tell you to take the garbage out? Why not **just do it** for our flying site? Please take turns to keep our field clean and healthy. It will make you feel proud to serve your club. When using the latrine...please pick up the seat and cover it when you finish. An open latrine is not hygienic and is bad reflection on the members of the club. Remember women and children also visit our flying site. Just following these simple rules will help to avoid a health hazard. Perhaps in the near future the Club will take a vote to order a newer and cleaner latrine to protect the members and visitors health as well.

Thanks truly!

Julio Esquenazi.

Gold Coast Radio Controllers

Next Meeting: **November 3, 2006**

150 Crawford Blvd., ½ block north of Palmetto Park Road and West of 2nd Avenue

21512 Woodchuck Lane, Boca Raton, FL 33428

Meeting takes place at 7:15 pm **Boca Raton Community Center**

LOCAL HOBBY SHOPS

Craft House

561-683-0764

1379 N. Military Trail, West Palm Beach
1-95 to Belvedere Road, travel west to
Military Trail. Travel north on Military
M-F 9:30-6:30 Sat 9:30-5:30 Sun 12-4

G&C Hobbies

561-547-3812

1228 Hypoluxo Road. I-95 to Hypoluxo Road, exit
East. The store is ¼ mile on the north side. M-Sat
10-6 Sun 11-3

Belzers Hardware Store

561-391-7977

3198 N. Federal Highway, Boca Raton
I-95 to Yamato Road. Exit east to Federal Hwy. South
on Federal Hwy. Store is on east side of Federal
Highway
M-F 8-6 Sat 8-5 Sun 11-4

Radio Controlled Revolution

561-684-2772

2275 Palm Beach Lakes Blvd. Suite A
West Palm Beach, FL 33409
Northwest corner of Palm Beach Lakes and
Okeechobee next to Sound Advice
www.rcrevo.com

Ready Heli

Jennifer Greco

354 Cypress Dr. # 7

Tequesta, Fl. 33469

Phone number 561-575-1118

Sales@readyheli.com

RC Boca Hobbies

561-483-2540 Email: JR@RCBoca.com

561-483-2541 WEB www.rcboca.com

20449 State Road 7 (Mission Bay Plaza) Boca
Raton In LA Fitness Courtyard Area
M-W-R 11am-7pm F 11am-6pm Sat
10am-6pm Sun 10am-5pm

RC Hobbies

954-721-5720

<mailto:www.rchobbies.net>

6800 N. University Drive, Tamarac
I-95 to Cypress Creek exit. West to University
Drive. Southeast corner of University and
McNab Road. Or take 441 to Sample Road, west
to University and south to McNab. (Cypress
Creek turns into McNab)
M-F 9-8 Wed Closed Sat 10-5 Sun 10-3

Southeast RC Hobbies

954-978-6050

1901 West Copans Road, Pompano Beach
I-95 to Copans Road. Go west. Store right
before Intersection to Powerline. Store on north
side of road. Or take Lyons road to Copans, turn
east. Store located just past Powerline
intersection.

www.southeastrc.com

MWRF - 11-7 SAT 10-5 SUN 11-4 TUE
Closed

www.southeastrc.com